

# NU500ERV PRODUCT INFORMATION SHEET

## CORE

Enthalpy crossflow core. Nu-Air part #50747.  
Dimensions: 14" L x 14" W x 14" H.

## ELECTRICAL

115Volt, 60Hz. Supplied with 4FT power cord.  
Unit FLA: 4.4 Amps MCA: 5.5 Amps MOCP: 15 Amps

## MOTORS

2 Fractional 2 speed PSC motors. 1275 RPM. Nu-Air Part #50104.  
Independent speed adjustment of either supply or exhaust motor in both high and low speed.

## BLOWERS

Two forward curve, dual inlet fans using permanently sealed bearings.

## CABINET

The case is constructed of .050 pre-painted white aluminum that is fully insulated with 1" foil faced fibreglass insulation.  
Drain connections: 3/4"(2). Nu-Air drain fitting part #50249.  
Cabinet Dimensions: 36" L x 23" H x 17" W.  
Duct Connections: 10" x 6".

## CONFIGURATION

Available in standard 'C' or reverse 'G' configuration. See drawings.

## ELECTRONICS

Integrated microprocessor. Built in interlock contacts.  
24V circuit protection with self resetting fuse.  
12VDC and/or 24V connection for remote control with mechanical switch or any Nu-Air control.

## DEFROST OPTIONS

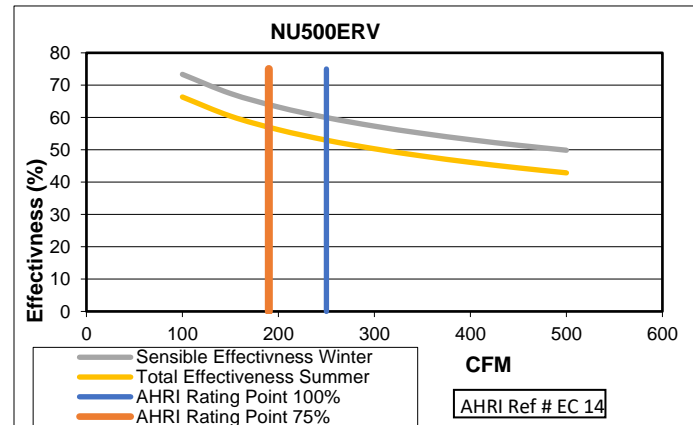
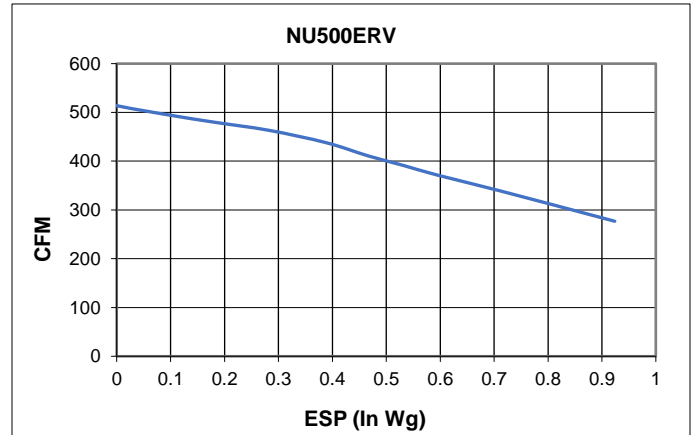
Model **NU500FL** – Supply fan shuts down while exhaust air defrosts core.  
Model **NU500DL** – Bypass damper routes indoor air to defrost core.

**WEIGHT** – 80/36.3kg      **SHIPPING WEIGHT** – 105lbs/47.6kg

## FILTERS

2 Filters @ 13.5" x 14" x 1/2".  
Washable MERV6 mesh filters in supply and exhaust airstreams.  
1" pleated MERV8 or MERV13 filter upgrade available upon request.

Filter	Type	Part #	Qty
MERV6	½" Polyester Mesh	Set-NU500-Filter	1 Set
MERV8	1" Pleated	50810	2
MERV13	1" Pleated	50811	2



## CONTROL OPTIONS

### 12 VDC controls available

- Lumina (NAV-561)** - Digital wall mounted control c/w Dehumidistat, timer functions & filter change indicator
- ESM1** – Off/Standby/Lo/Hi
- ESM2** – Off/Standby/Lo/20Lo-40Standby
- ESM3** – Off/Standby/Lo/20Lo-40Recirculation
- ESM4** – Off/Standby/Recirculation
- EST1** – 20/40/60 minute push button timer

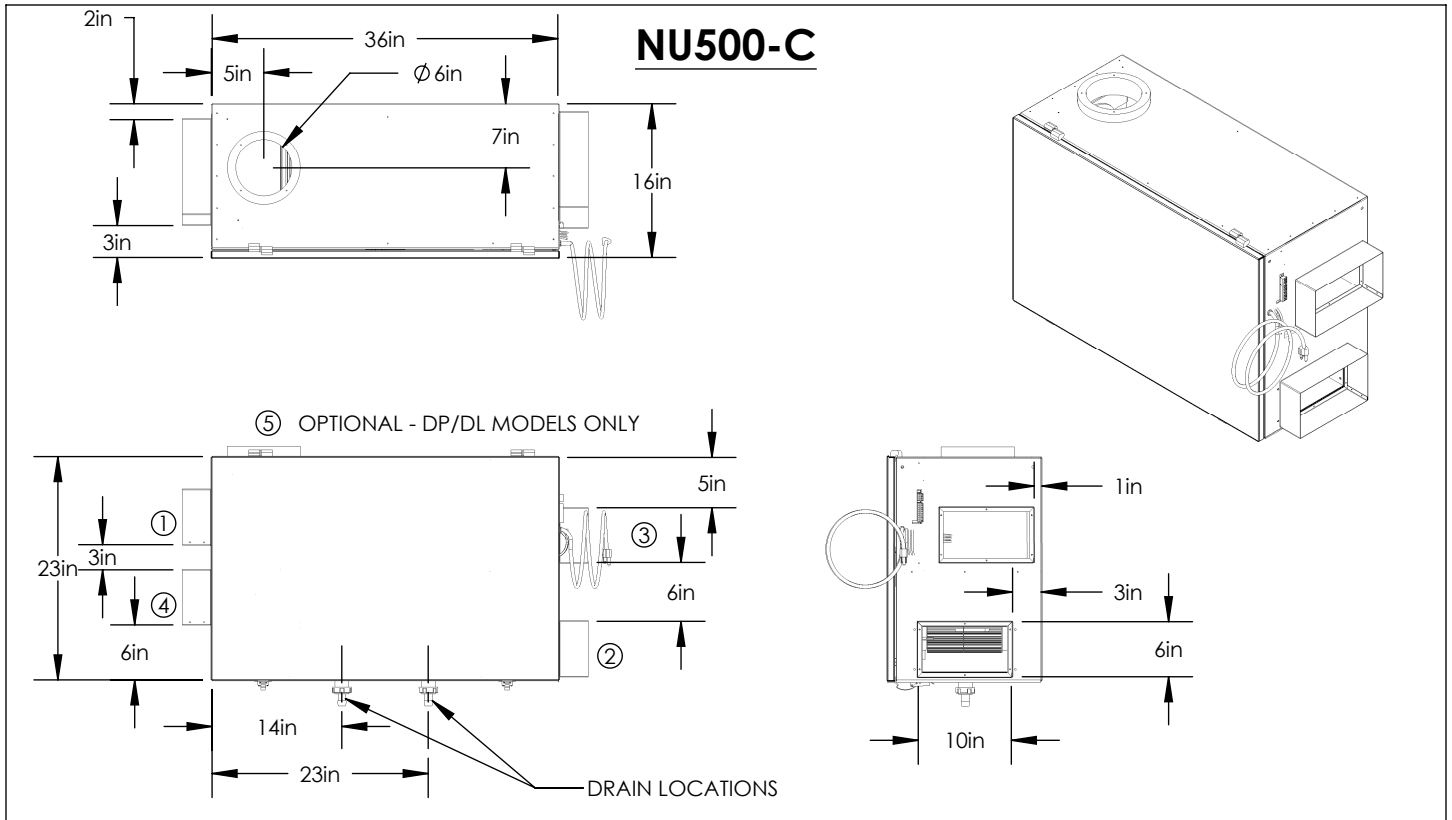
### 24 V controls available

- Dstat-1** - Humidity control
- WIN-1** – Humidity control c/w Off/Standby/Continuous/Intermittent
- WIN-20** – 20 minute push button timer (up to 6 per unit)
- Anv drv contact switch** – Bv Others

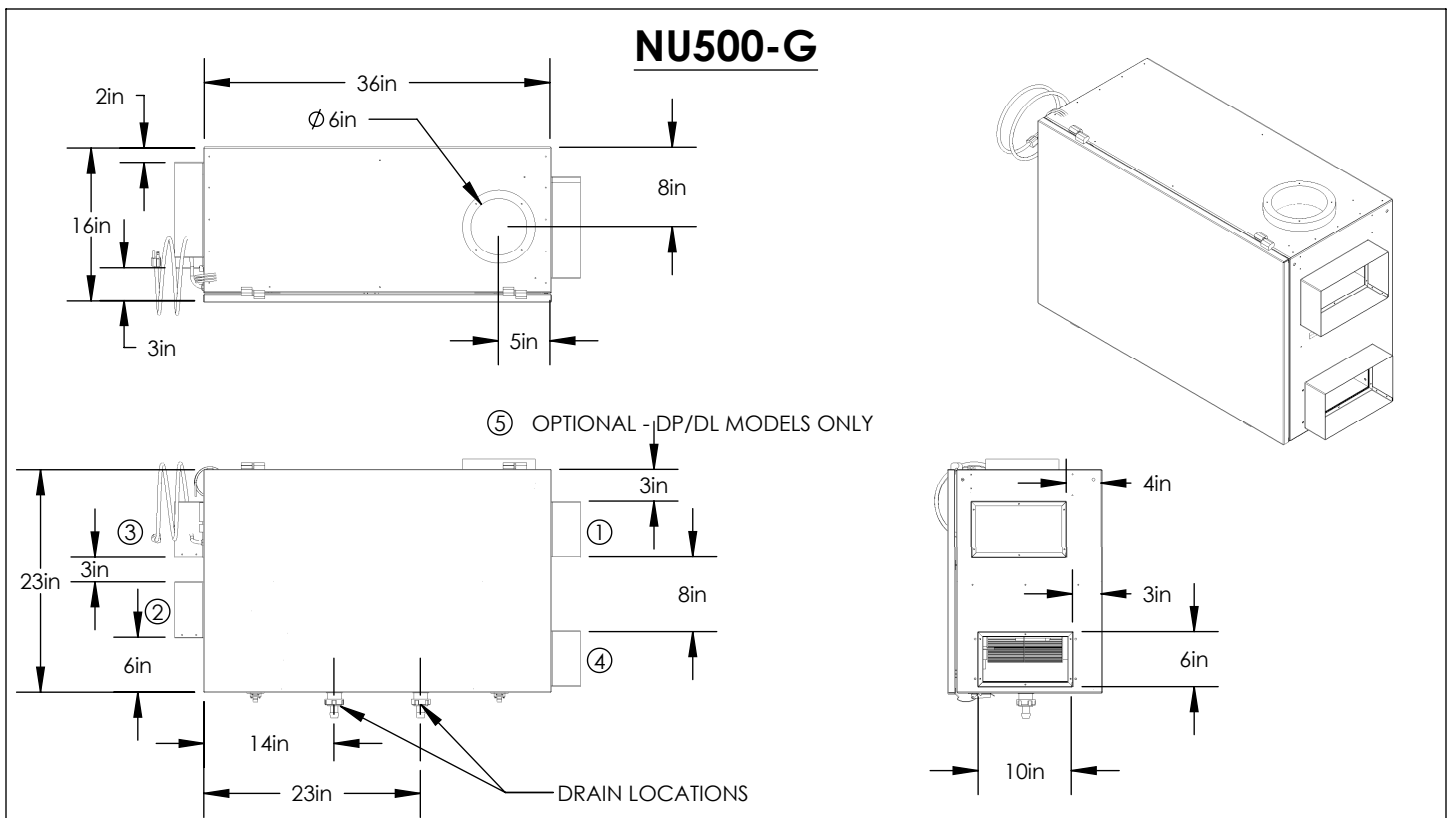
**WARRANTY** - Provided installation is in accordance with instruction, 5 year warranty on the ERV core and a 2 year warranty on replacement parts.

Distributed by:

# NU500 CONFIGURATION DRAWINGS



1 - OUTSIDE AIR / FRESH AIR FROM OUTSIDE	2 - SUPPLY AIR / FRESH AIR TO SPACE	3 - RETURN AIR / EXHAUST AIR FROM SPACE	4 - EXHAUST AIR / EXHAUST AIR TO OUTSIDE	5 - DEFROST AIR (OPTIONAL - DP/DL MODELS ONLY)
--	-------------------------------------	---	--	--



In the interest of product improvement, Nu-Air reserves the right to change specifications without notice.