



Energy recovery component is certified by AHRI to AHRI Standard 1060. Actual performance in packaged equipment may vary.



## NU1600ERV PRODUCT INFORMATION SHEET

### CORE

Enthalpy crossflow core. 2 sections.  
Nu-Air part #EC2314A.  
Dimensions: 24"L x 24"W x 28"H.

### ELECTRICAL

208-230 Volt, 60Hz. Single point power connection.  
Unit FLA: 13 Amps MCA: 16.3 Amps MOCP: 25 Amps  
Factory installed disconnect available upon request.

### MOTORS

2 x 1HP 2 speed PSC motors. 1075 RPM. Nu-Air Part #50590.

### BLOWERS

2 x DWDI direct drive blowers. Nu-Air Part #50122.

### CABINET

The case is constructed of 22 Ga galvanized steel that is fully insulated with 1" foil faced fiberglass insulation.  
Pre-painted white aluminum finish upgrade available upon request. Drain connections: 1/2"(2). Nu-Air drain fitting part #50362.  
Cabinet Dimensions: 64"L x 38"H x 30"W.  
Duct connections: 20" x 10".

### CONFIGURATION

Available in standard 'C' or reverse 'G' configuration. See drawings.

### ELECTRONICS

Integrated microprocessor. Built in interlock contacts.  
24V circuit protection with self resetting fuse.  
12VDC and/or 24V connection for remote control with mechanical switch or any Nu-Air control.

### DEFROST OPTIONS

Model **NU1600FL** – Supply fan shuts down while exhaust air defrosts core.  
Model **NU1600DL** – Bypass damper routes indoor air to defrost core.

**WEIGHT** – 355lbs/161kg

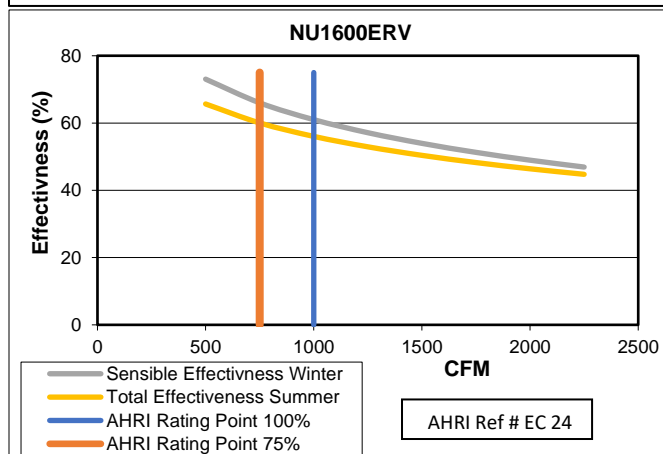
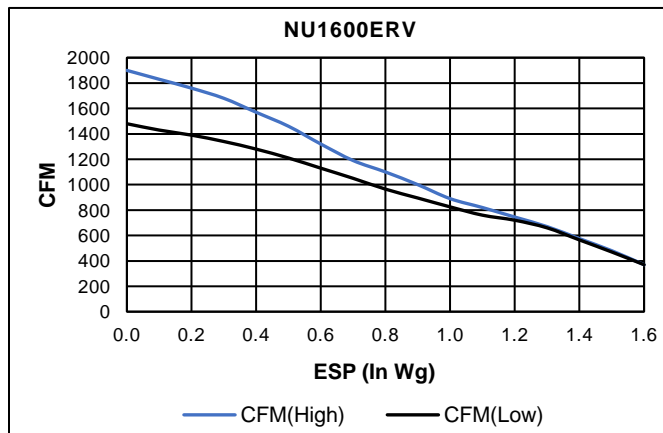
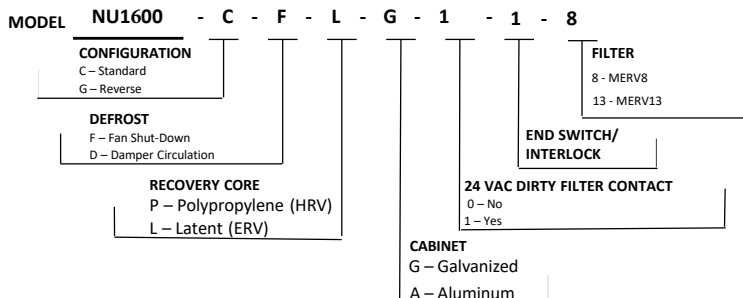
**SHIPPING WEIGHT** – 405lbs/183.7kg

### FILTERS

2 Filters @ 12" x 24" x 1" & 2 Filters @ 16" x 24" x 1".  
1" pleated MERV8 filters in supply and exhaust airstreams.  
MERV13 filter upgrade available upon request.  
Dirty filter contacts available upon request.

| Filter | Type       | Part #'s      | Qty    |
|--------|------------|---------------|--------|
| MERV8  | 1" Pleated | 50016 & 50410 | 2 Each |
| MERV13 | 1" Pleated | 50809 & 50808 | 2 Each |

### NOMENCLATURE EXAMPLE



### CONTROL OPTIONS

#### 12 VDC controls available

**Lumina (NAV-561)** – Digital wall mounted control c/w Dehumidistat, timer functions & filter change indicator

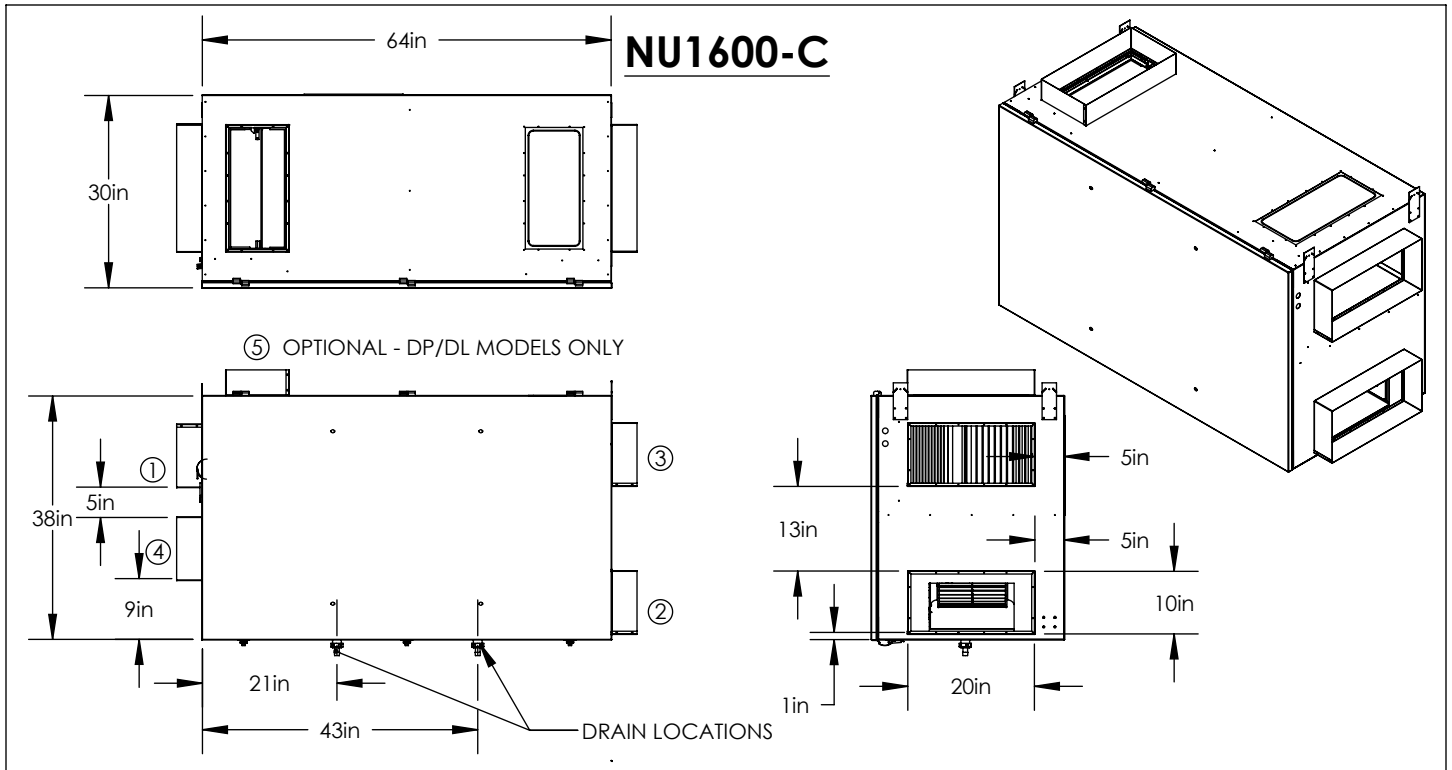
#### 24 V controls available

**NAV-460** – 20/40/60 minute timer  
**Dstat-1** – Humidity control  
**WIN-1** – Humidity control c/w Off/Standby/Continuous/Intermittent  
**WIN-20** – 20 minute push button timer (up to 6 per unit)  
**Any dry contact switch** – By Others

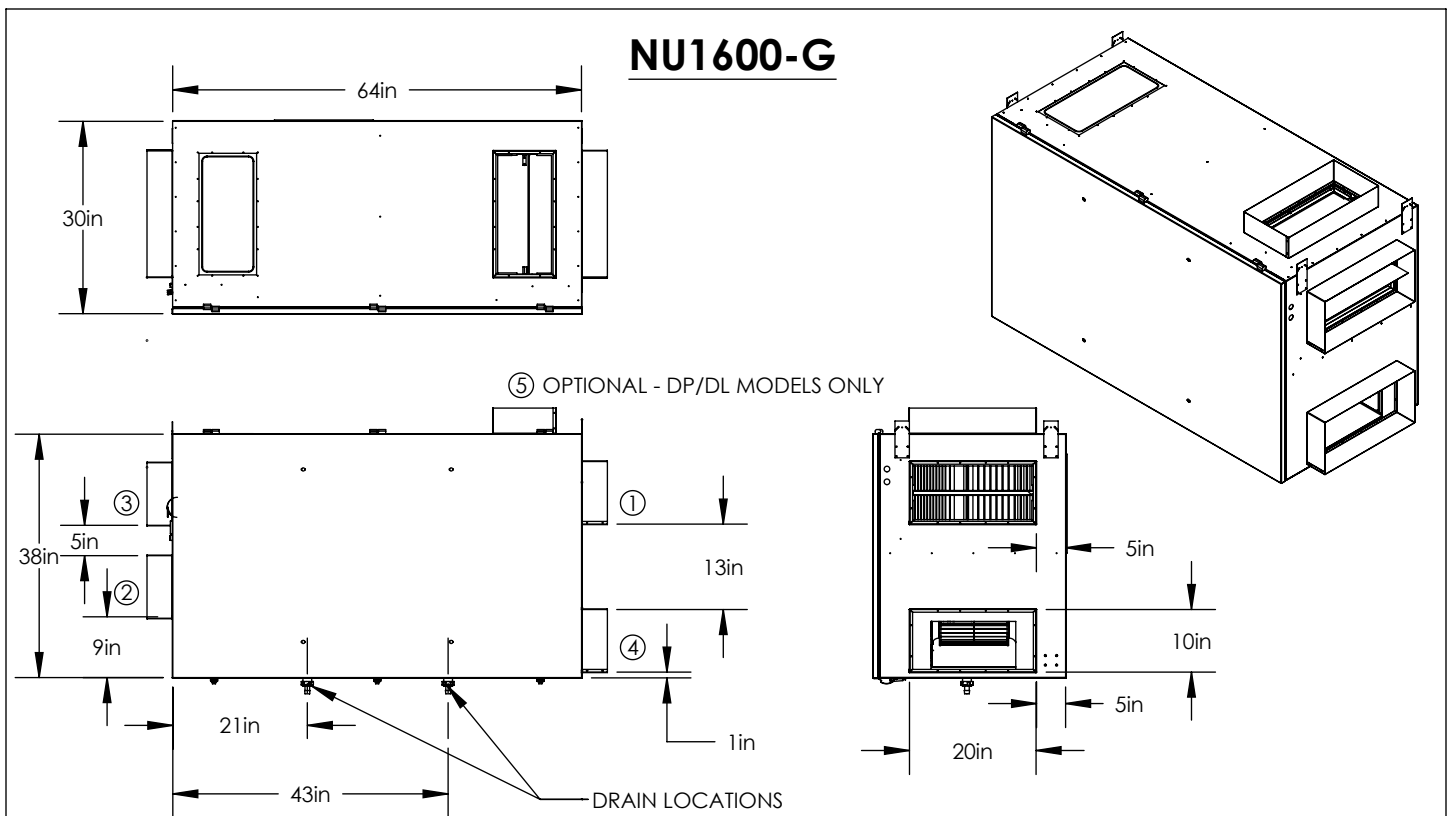
**WARRANTY** – Provided installation is in accordance with instruction, 5 year warranty on the ERV core and a 2 year warranty on replacement parts.

Distributed by:

# NU1600 CONFIGURATION DRAWINGS



|  |                                     |   |  |  |
|--|-------------------------------------|---|--|--|
| 1 - OUTSIDE AIR / FRESH AIR FROM OUTSIDE | 2 - SUPPLY AIR / FRESH AIR TO SPACE | 3 - RETURN AIR / EXHAUST AIR FROM SPACE | 4 - EXHAUST AIR / EXHAUST AIR TO OUTSIDE | 5 - DEFROST AIR (OPTIONAL - DP/DL MODELS ONLY) |
|--|-------------------------------------|---|--|--|



In the interest of product improvement, Nu-Air reserves the right to change specifications without notice.