

NU305ERV PRODUCT INFORMATION SHEET

CORE

Enthalpy crossflow core. Nu-Air part #EC1414A.
Dimensions: 14" L x 14" W x 14" H.

ELECTRICAL

115Volt, 60Hz, 170Watts. Supplied with 4FT power cord.
Unit FLA: 1.9 Amps MCA: 1.9 Amps MOCP: 15

MOTORS

Fractional 2 speed PSC motors. 1275RPM. Nu-Air Part #50104.
Independent speed adjustment of either supply or exhaust motor in both high and low speed.

BLOWERS

Two forward curve, dual inlet fans using permanently sealed bearings.

CABINET

The case is constructed of .050 pre-painted white aluminum that is fully insulated with 1" foil faced fibreglass insulation.
Drain connections are 1/2"(2). Nu-Air drain fitting part #50362.
Cabinet Dimensions: 36" L x 23" H x 17" W.
Duct Connection Size: 8" Oval.

CONFIGURATION

Available in standard 'C' or reverse 'G' configuration. See drawings.

ELECTRONICS

Integrated microprocessor. Built in interlock contacts.
24V circuit protection with self resetting fuse.
12VDC and/or 24V connection for remote control with mechanical switch or any Nu-Air control.

DEFROST OPTIONS

Model **NU305FL** – Supply fan shuts down while exhaust air defrosts core.
Model **NU305DL** – Bypass damper routes indoor air to defrost core.

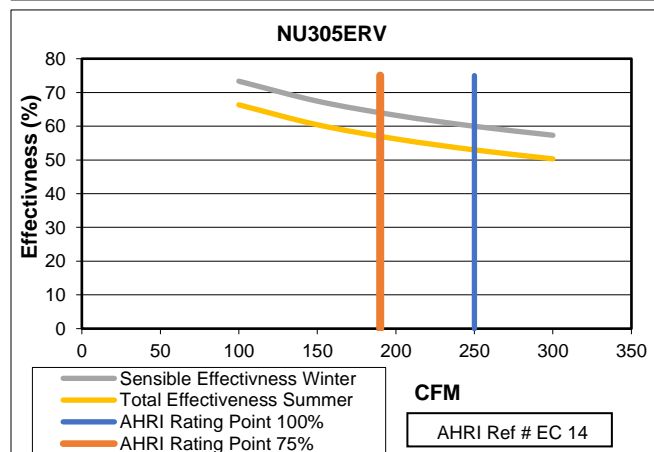
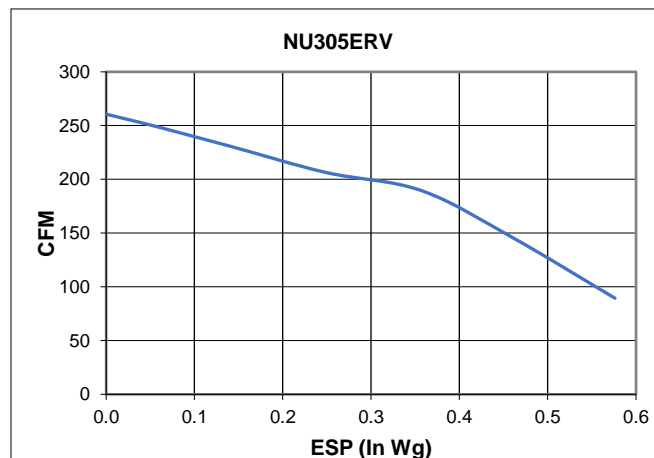
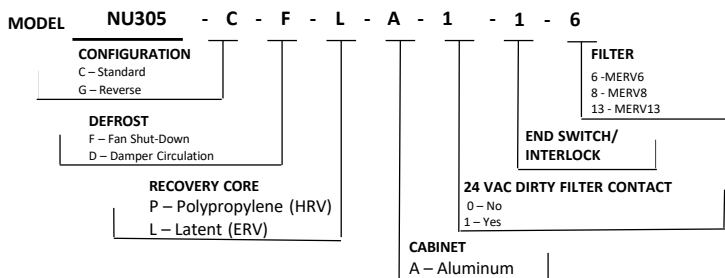
WEIGHT – 50lbs/23kg **SHIPPING WEIGHT** – 70lbs/32kg

FILTERS

2 Filters @ 13.5" x 14".
Washable MERV6 mesh filters in supply and exhaust airstreams.
1" pleated MERV8 or MERV13 filter upgrade available upon request.

Filter	Type	Part #	Qty
MERV6	½" Polyester Mesh	50938	1
MERV8	1" Pleated	50810	2
MERV13	1" Pleated	50811	2

NOMENCLATURE EXAMPLE



CONTROL OPTIONS

12 VDC controls available

Lumina (NAV-561) – Digital wall mounted control c/w Dehumidistat, timer functions & filter change indicator
ESM1 – Off/Standby/Lo/Hi
ESM2 – Off/Standby/Lo/20Lo-40Standby
ESM3 – Off/Standby/Lo/20Lo-40Recirculation
ESM4 – Off/Standby/Recirculation

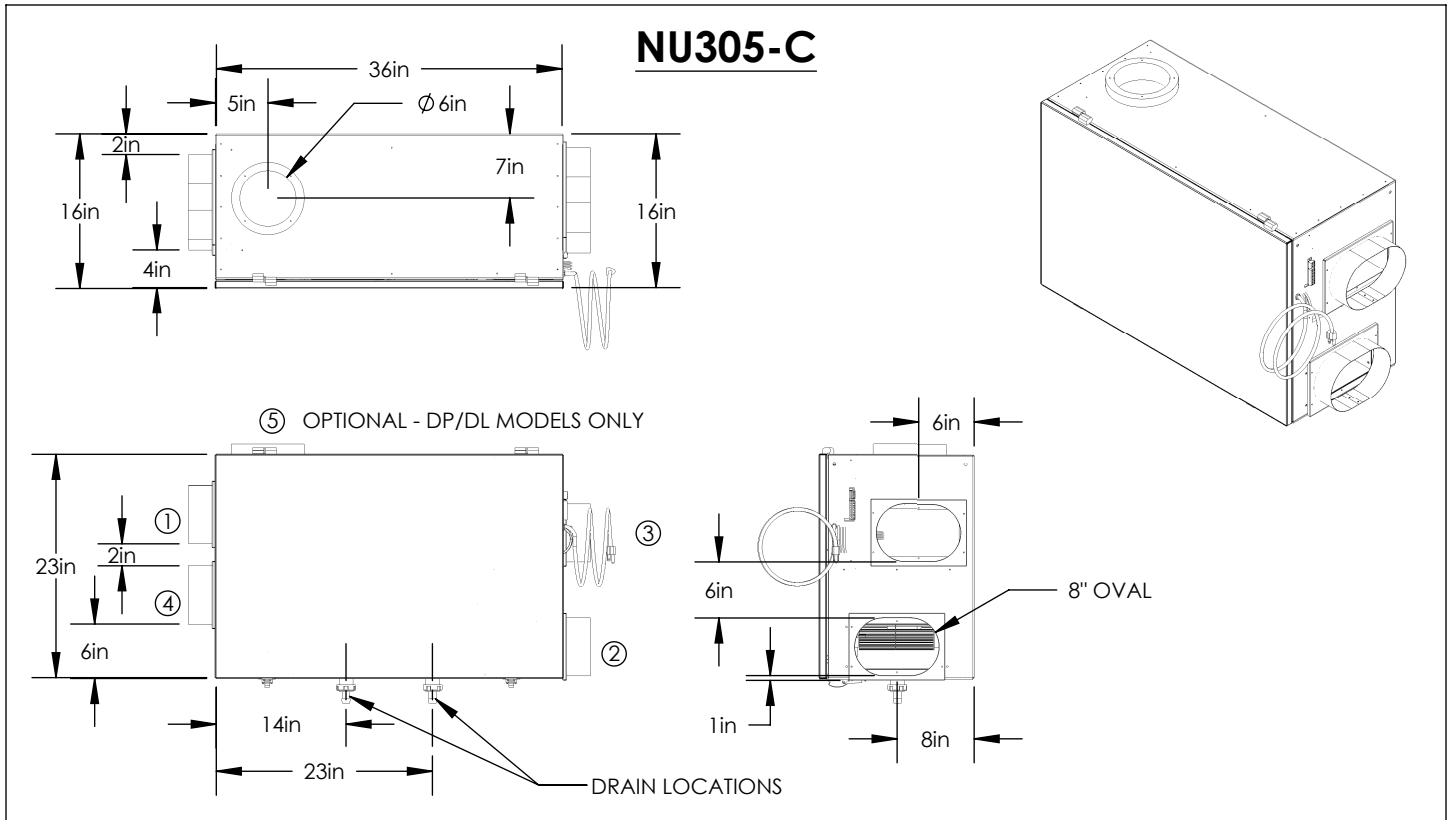
24 V controls available

NAV-460 – 20/40/60 minute timer
Dstat-1 – Humidity control
WIN-1 – Humidity control c/w Off/Standby/Continuous/Intermittent
WIN-20 – 20 minute push button timer (up to 6 per unit)
Any dry contact switch – By Others

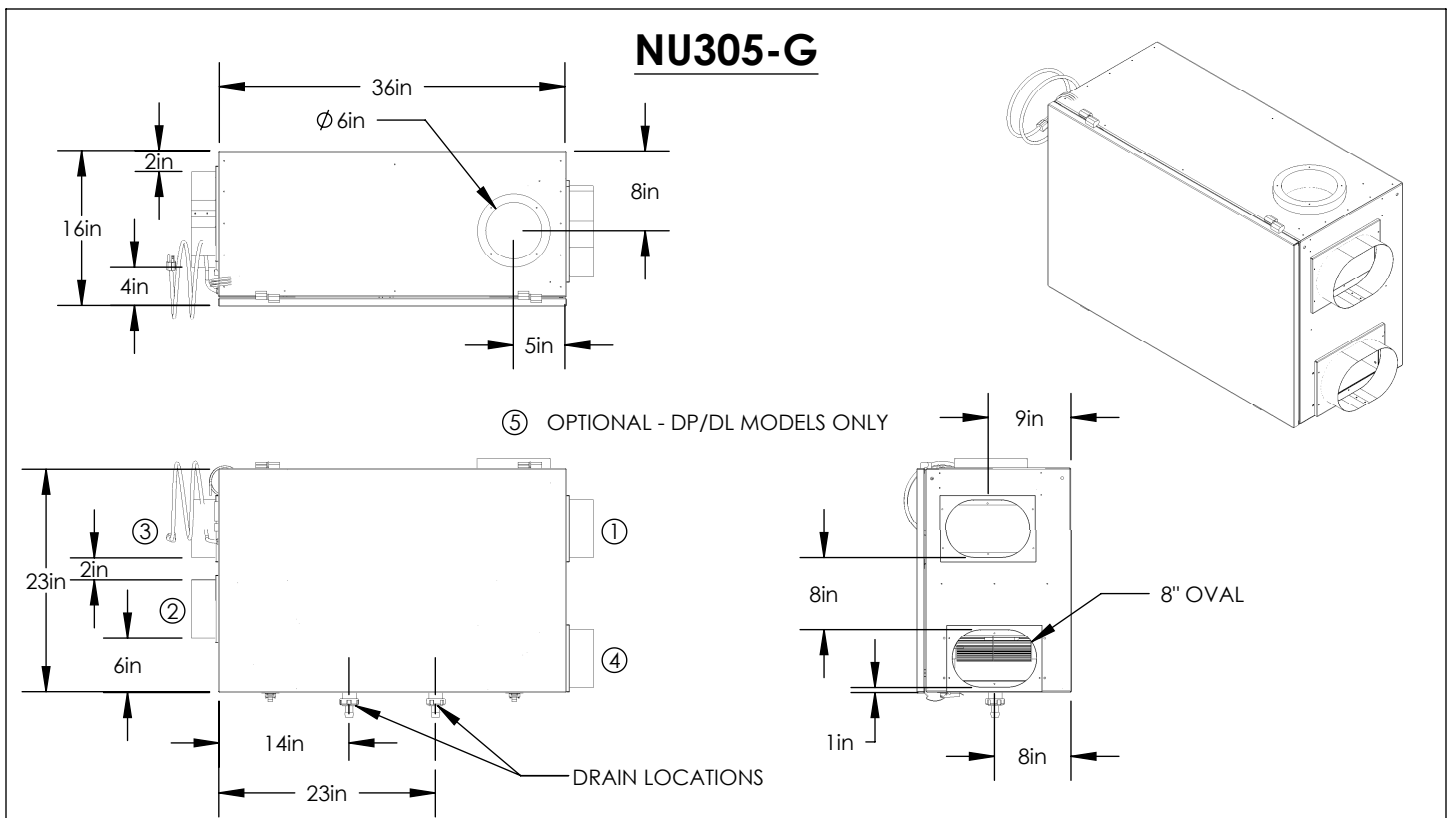
WARRANTY – Provided installation is in accordance with instruction, 5 year warranty on the ERV core and a 2 year warranty on replacement parts.

Distributed by:

NU305 CONFIGURATION DRAWINGS



1 - OUTSIDE AIR / FRESH AIR FROM OUTSIDE	2 - SUPPLY AIR / FRESH AIR TO SPACE	3 - RETURN AIR / EXHAUST AIR FROM SPACE	4 - EXHAUST AIR / EXHAUST AIR TO OUTSIDE	5 - DEFROST AIR (OPTIONAL - DP/DL MODELS ONLY)
--	-------------------------------------	---	--	--



In the interest of product improvement, Nu-Air reserves the right to change specifications without notice.