

NU800ERV PRODUCT INFORMATION SHEET

CORE

Enthalpy crossflow core. Nu-Air part #EC1720A.
Dimensions: 17.5"L x 17.5"W x 20"H.

ELECTRICAL

115Volt, 60Hz. Single point power connection.
Unit FLA: 9.8 Amps MCA: 12.3 Amps MOCP: 20 Amps
Factory installed disconnect available upon request.

MOTORS

2 x 1/3HP 2 speed PSC motors. 1075 RPM.
Nu-Air Part #50257.

BLOWERS

2 x DWDI direct drive blowers. Nu-Air Part #50778.

CABINET

The case is constructed of 22 Ga galvanized steel that is fully insulated with 1" foil faced fiberglass insulation.
Pre-painted white aluminum finish upgrade available upon request. Drain connections: 1/2"(2). Nu-Air drain fitting part #50362.
Cabinet Dimensions: 54"L x 30"H x 23"W.
Duct connections: 14" x 8".

CONFIGURATION

Available in standard 'C' or reverse 'G' configuration. See drawings.

ELECTRONICS

Integrated microprocessor. Built in interlock contacts.
24V circuit protection with self resetting fuse.
12VDC and/or 24V connection for remote control with mechanical switch or any Nu-Air control.

DEFROST OPTIONS

Model **NU800FL** – Supply fan shuts down while exhaust air defrosts core.
Model **NU800DL** – Bypass damper routes indoor air to defrost core.

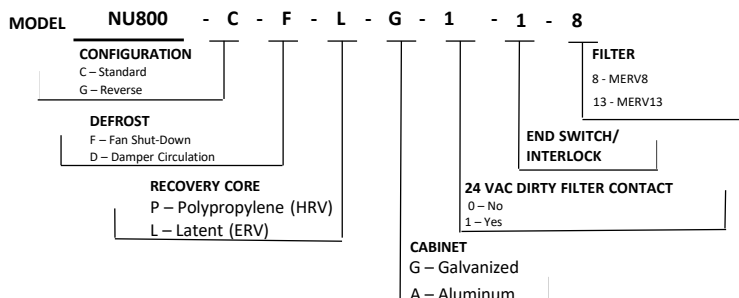
WEIGHT – 255lbs/115.7kg **SHIPPING WEIGHT** – 280lbs/127kg

FILTERS

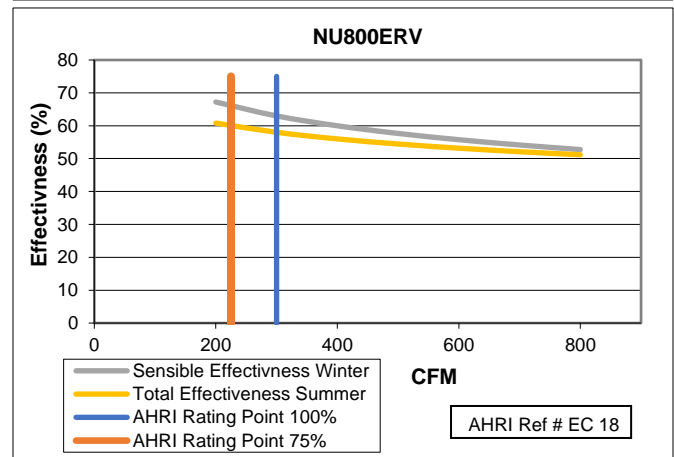
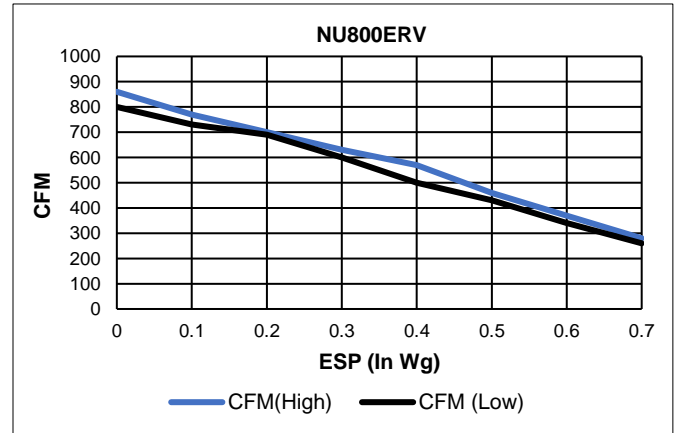
2 Filters @ 16" x 20" x 1".
1" pleated MERV8 filters in supply and exhaust airstreams.
MERV13 filter upgrade available upon request.
Dirty filter contacts available upon request.

Filter	Type	Part #	Qty
MERV8	1" Pleated	50162	2
MERV13	1" Pleated	50807	2

NOMENCLATURE EXAMPLE



Distributed by:



CONTROL OPTIONS

12 VDC controls available

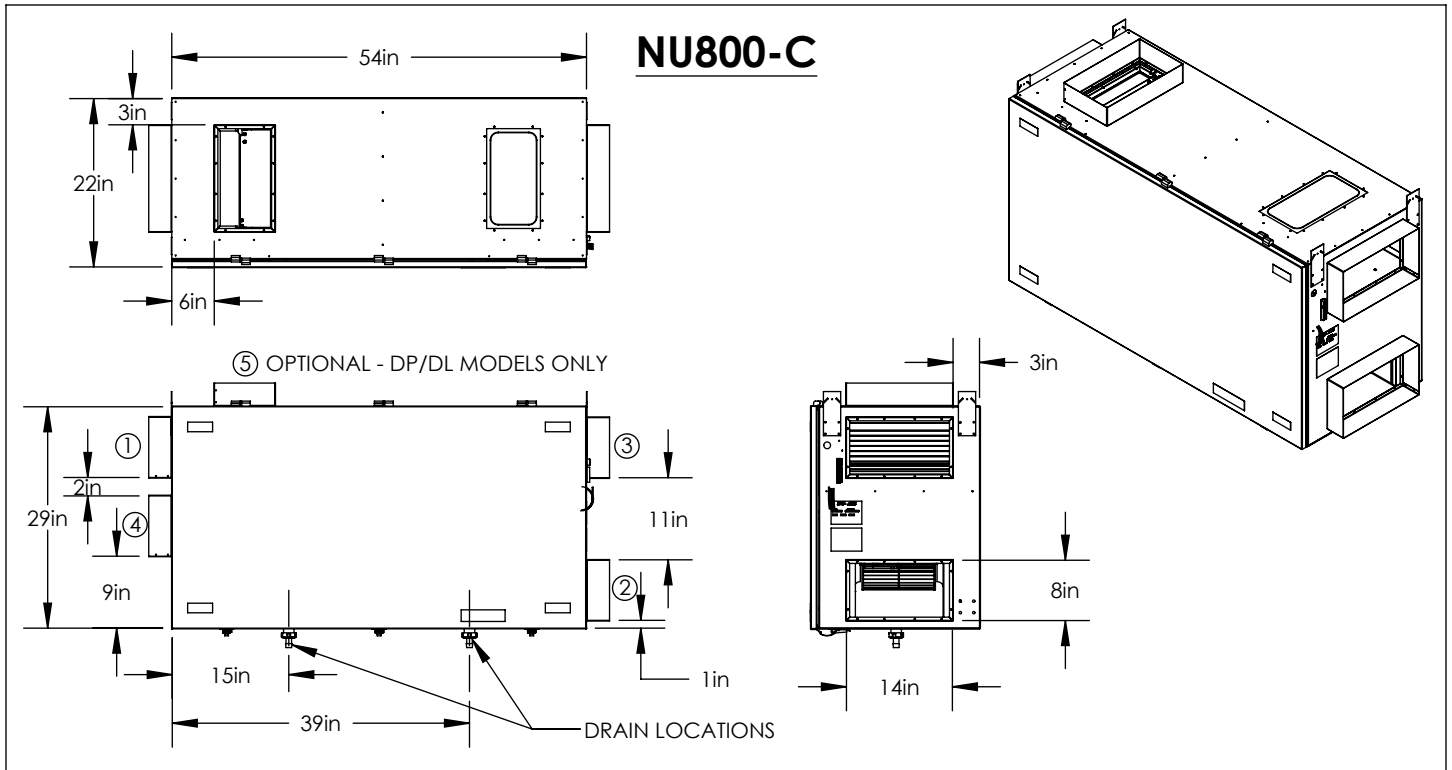
Lumina (NAV-561) - Digital wall mounted control c/w Dehumidistat, timer functions & filter change indicator

24 V controls available

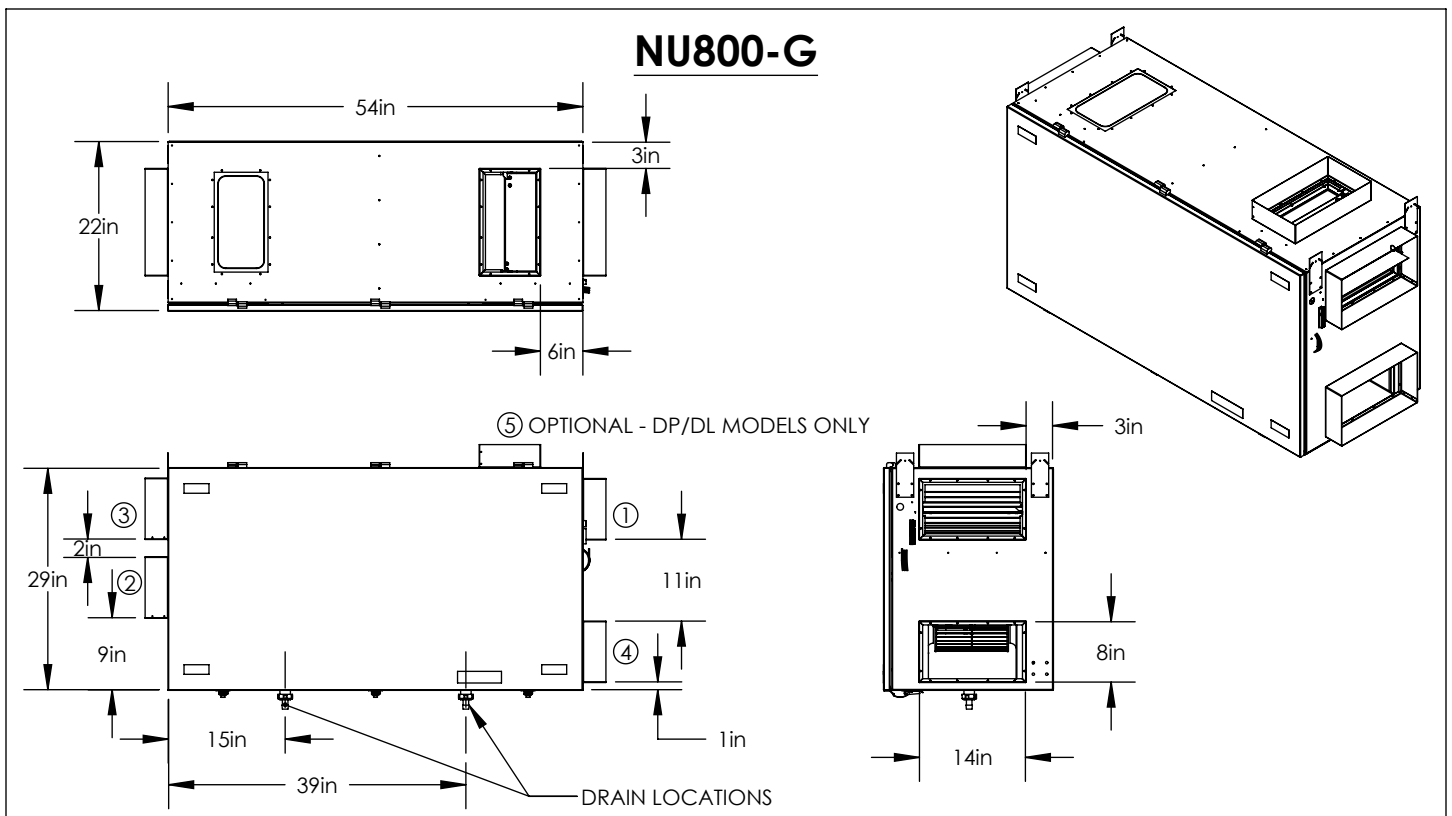
NAV-460 - 20/40/60 minute timer
Dstat-1 - Humidity control
WIN-1 – Humidity control c/w Off/Standby/Continuous/Intermittent
WIN-20 – 20 minute push button timer (up to 6 per unit)
Any dry contact switch – By Others

WARRANTY - Provided installation is in accordance with instruction, 5 year warranty on the ERV core and a 2 year warranty on replacement parts.

NU800 CONFIGURATION DRAWINGS



1 - OUTSIDE AIR / FRESH AIR FROM OUTSIDE	2 - SUPPLY AIR / FRESH AIR TO SPACE	3 - RETURN AIR / EXHAUST AIR FROM SPACE	4 - EXHAUST AIR / EXHAUST AIR TO OUTSIDE	5 - DEFROST AIR (OPTIONAL - DP/DL MODELS ONLY)
--	-------------------------------------	---	--	--



In the interest of product improvement, Nu-Air reserves the right to change specifications without notice.