

# NU500HRV PRODUCT INFORMATION SHEET

## CORE

Polypropylene crossflow core. Nu-Air part #PC1414A. Dimensions: 14”L x 14”W x 14H”.

## ELECTRICAL

115Volt, 60Hz, Supplied with 4FT power cord.  
Unit FLA: 4.4 Amps MCA: 5.5 Amps MOCP: 15 Amps

## MOTORS

Fractional 2 speed PSC motors. 1275 RPM. Nu-Air Part #50104.  
Independent speed adjustment of either supply or exhaust motor in both high and low speed.

## BLOWERS

Two forward curve, dual inlet fans using permanently sealed bearings.

## CABINET

The case is constructed of .050 pre-painted white aluminum that is fully insulated with 1” foil faced fibreglass insulation.  
Drain connections: 1/2”(2). Nu-Air drain fitting part #50362. Cabinet Dimensions: 36”L x 23”H x 17”W.  
Duct Connection Size: 10” x 6”.

## CONFIGURATION

Available in standard ‘C’ or reverse ‘G’ configuration. See drawings.

## ELECTRONICS

Integrated microprocessor. Built in interlock contacts.  
24V circuit protection with self resetting fuse.  
12VDC and/or 24V connection for remote control with mechanical switch or any Nu-Air control.

## DEFROST OPTIONS

Model **NU500FP** – Supply fan shuts down while exhaust air defrosts core.  
Model **NU500DP** – Bypass damper routes indoor air to defrost core.

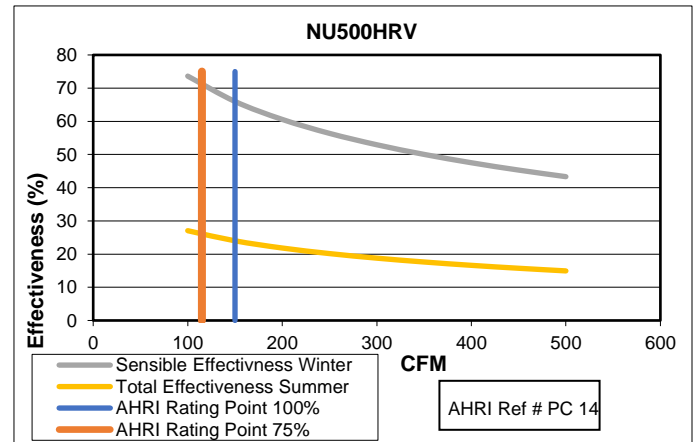
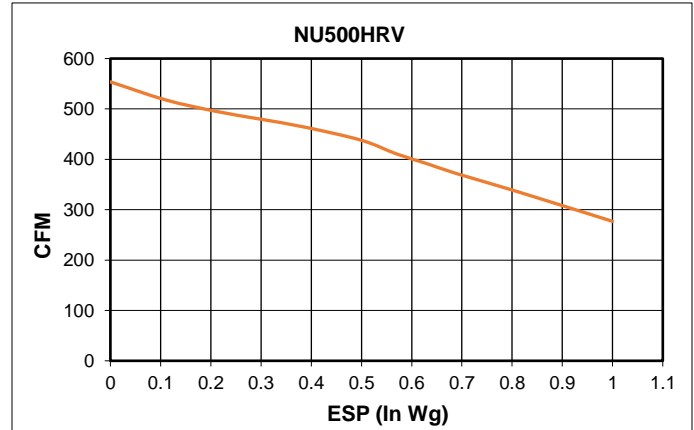
**WEIGHT** – 80lbs/36.3kg

**SHIPPING WEIGHT** – 105lbs/47.6kg

## FILTERS

2 Filters @ 13.5” x 14”.  
Washable MERV6 mesh filters in supply and exhaust airstreams. 1” pleated MERV8 or MERV13 filter upgrade available upon request.

Filter	Type	Part #	Qty
MERV6	½” Polyester Mesh	50938	1 Set
MERV8	1” Pleated	50810	2
MERV13	1” Pleated	50811	2



### CONTROL OPTIONS

12 VDC controls available

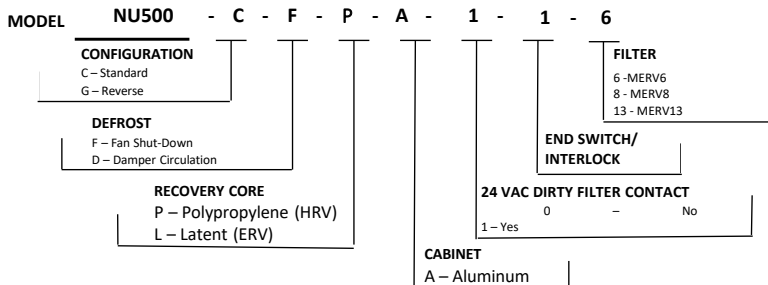
Lumina (NAV-561) - Digital wall mounted control c/w Dehumidistat, timer functions & filter change indicator

24 V controls available

**NAV-460** - 20/40/60 minute timer  
 t t u m i t n t r  
 u m i t n t r /  
 / t n / n t i n u u / n t e r m i t t e n t  
 20 20 m i n u t e u t t n t i m e r u t 6 e r u n i t

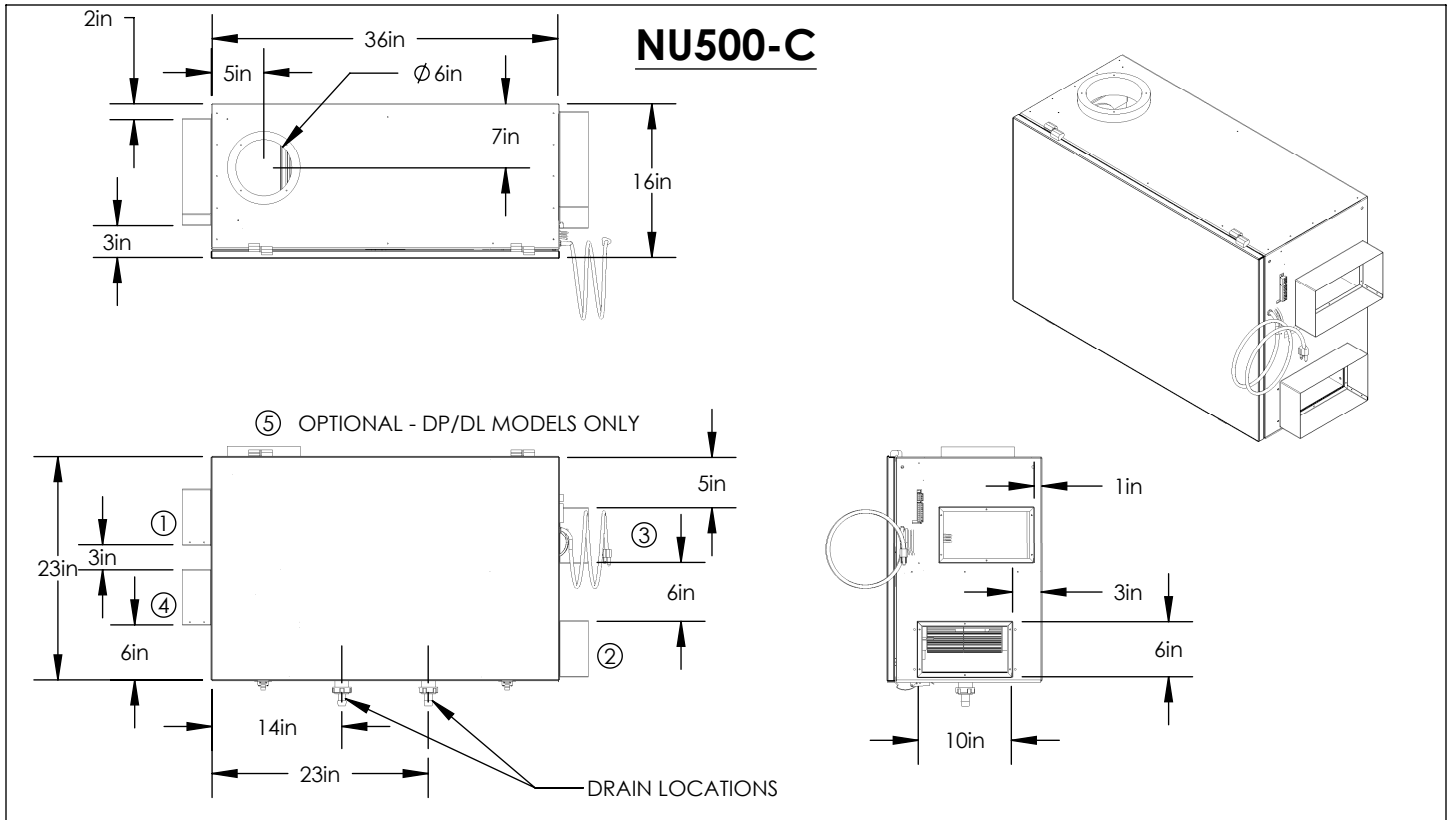
**WARRANTY** - Provided installation is in accordance with instruction, 5 year warranty on the ERV core and a 2 year warranty on replacement parts.

## NOMENCLATURE EXAMPLE

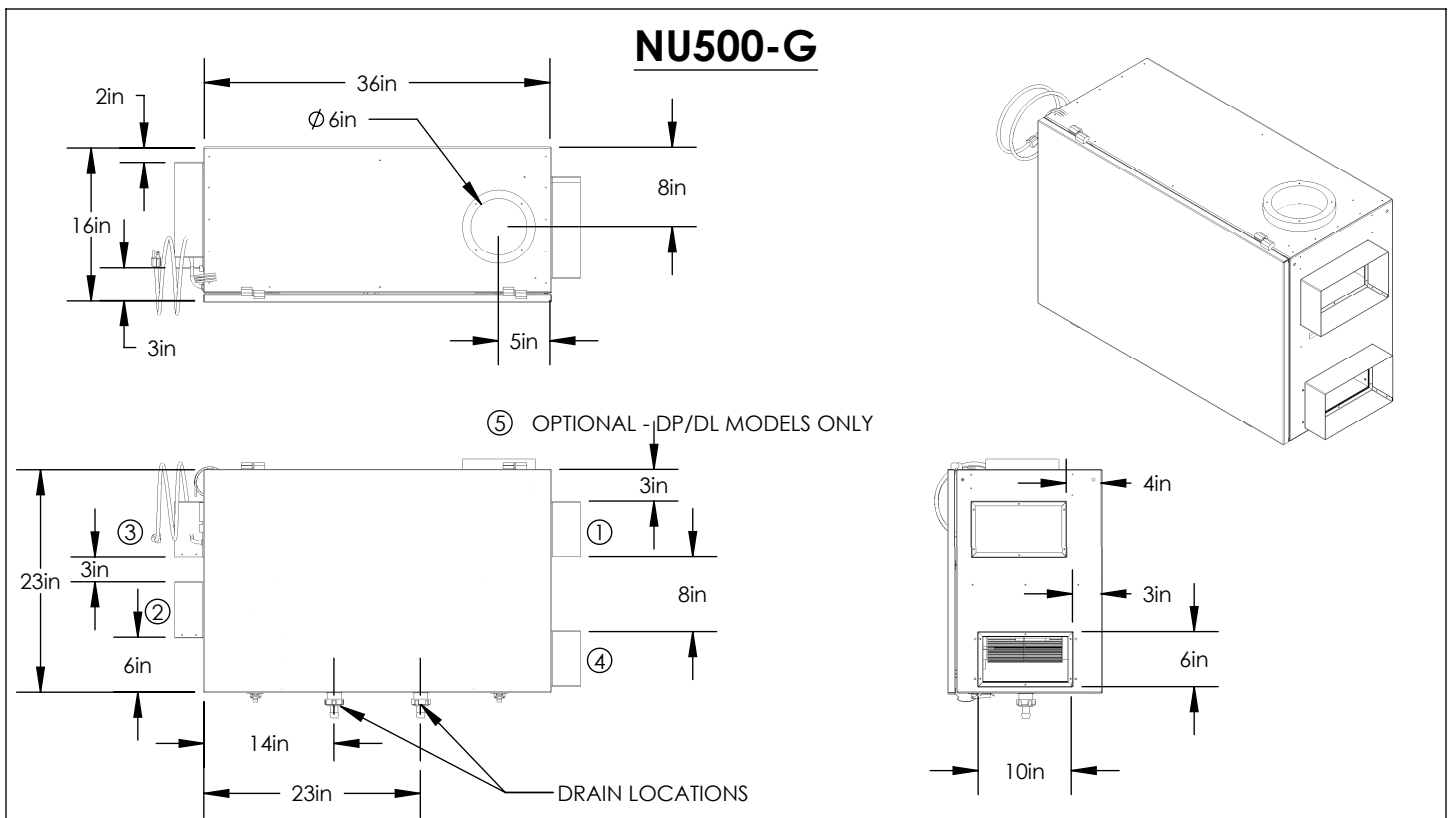


**Distributed by:**

# NU500 CONFIGURATION DRAWINGS



1 - OUTSIDE AIR / FRESH AIR FROM OUTSIDE	2 - SUPPLY AIR / FRESH AIR TO SPACE	3 - RETURN AIR / EXHAUST AIR FROM SPACE	4 - EXHAUST AIR / EXHAUST AIR TO OUTSIDE	5 - DEFROST AIR (OPTIONAL - DP/DL MODELS ONLY)
--	-------------------------------------	---	--	--



In the interest of product improvement, Nu-Air reserves the right to change specifications without notice.