



Energy recovery component is certified by AHRI to AHRI Standard 1060. Actual performance in packaged equipment may vary.



NU2200ERV PRODUCT INFORMATION SHEET

CORE

Enthalpy crossflow core. 2 sections. Nu-Air part #EC2314A
Dimensions: 24"L x 24"W x 28"H

ELECTRICAL OPTIONS

208-230 Single Phase, 60Hz
-Unit FLA: 16.8 Amps MCA: 21 Amps MOCP: 35 Amps
-208 Three Phase, 60Hz
-Unit FLA: 11 Amps MCA: 13.8 Amps MOCP: 20 Amps
-Single point power connection

MOTORS

2 x 1.5HP single speed, belt drive motors. 1725 RPM
208-230/1 motors - Nu-Air part #50120
208/3 motors - Nu-Air part #50501
Split motor pulley for field adjustment of fan RPM
Motor pulley - Nu-Air part #50083

BLOWERS

2 x DWDI 810 belt drive blowers. Nu-Air Part #50071
Standard airflow belt size: B38. Nu-Air Part #B38
Blower pulley - Nu-Air part #50127
*If factory set to lower airflow, contact factory for belt & Pulley sizes

CONFIGURATION

Available in standard 'C' or reverse 'G' configuration.
See drawings

CABINET

The case is constructed of 22 Ga galvanized steel that is fully insulated with 1" foil faced fibreglass insulation
Drain connections: 1/2"(2). Nu-Air drain fitting part #50362
Cabinet Dimensions: 64"L x 38"H x 30"W
Duct connections: 24" x 12"

DEFROST METHOD

Model NU2200FL - Supply fan shuts down while exhaust air defrosts core

WEIGHT - 400lbs/181.4kg **SHIPPING WEIGHT** - 450lbs/204kg

FILTERS

2 Filters @ 12" x 24" x 1" & 2 Filters @ 16" x 24" x 1"
1" pleated MERV8 filters in supply and exhaust airstreams
MERV13 filter upgrade available upon request
Dirty filter contacts available upon request

Filter	Type	Part #'s	Qty
MERV8	1" Pleated	50016 & 50410	2 Each
MERV13	1" Pleated	50951 & 50808	2 Each

NOMENCLATURE EXAMPLE

MODEL **NU2200** - C - F - L - G - 1 - 1 - 8

CONFIGURATION

C - Standard
G - Reverse

DEFROST

F - Fan Shut-Down

RECOVERY CORE

P - Polypropylene (HRV)
L - Latent (ERV)

FILTER

8 - MERV8
13 - MERV13

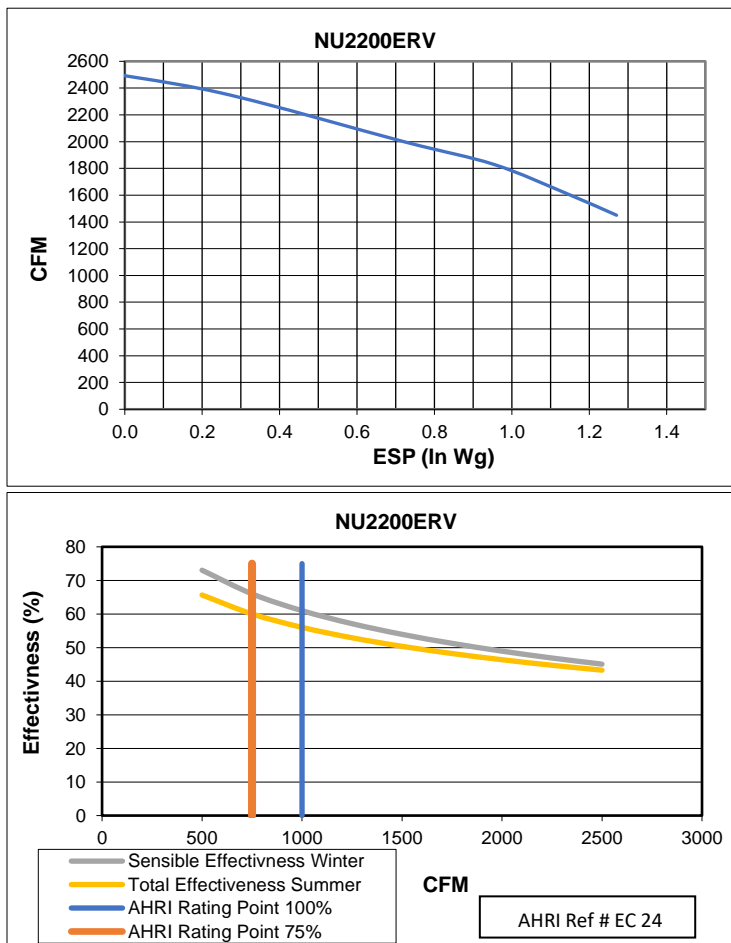
END SWITCH/ INTERLOCK

24 VAC DIRTY FILTER CONTACT

0 - No
1 - Yes

CABINET

G - Galvanized



ADDITIONAL STANDARD FEATURES

Local non-fused disconnect switch.
Local on-off switch.
Base rail for floor-mounting.

CONTROL OPTIONS

24 V controls available

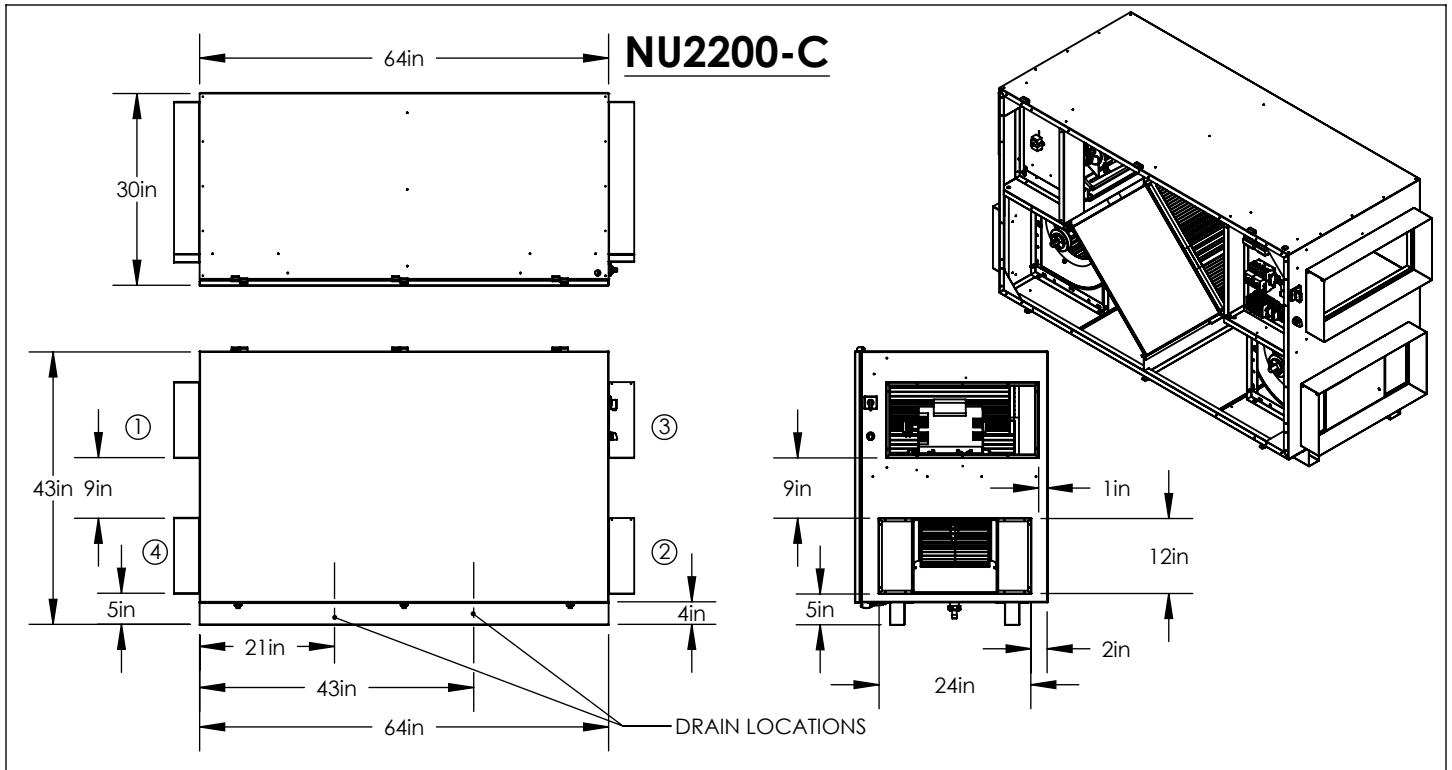
Dstat-1 - On/Off function only.
50395 - 7 day programmable timer. Any dry
contact switch - By Others.

WARRANTY

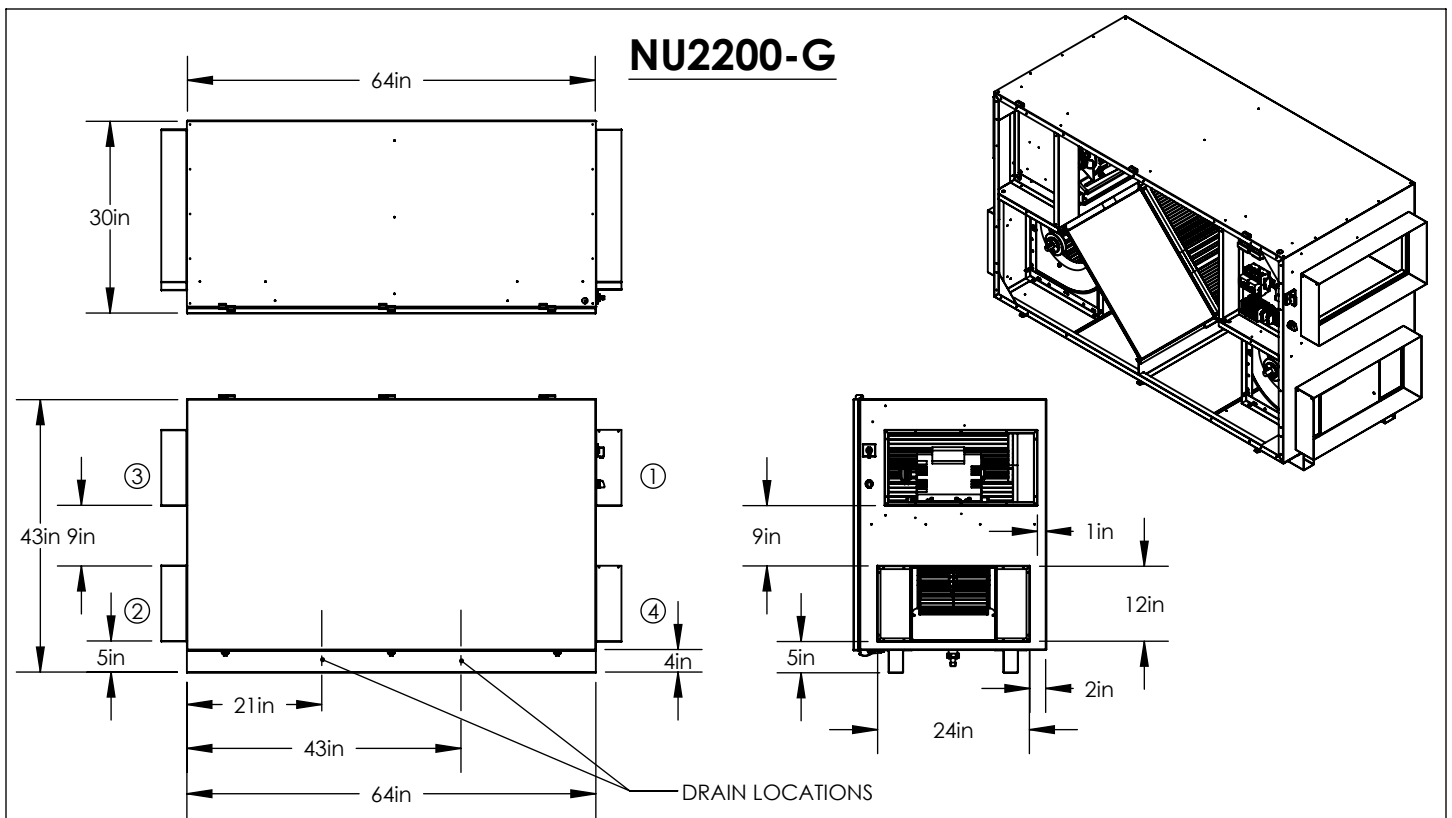
Provided installation is in accordance with instruction, 5 year warranty on the ERV core and a 2 year warranty on replacement parts.

Distributed by:

NU2200 CONFIGURATION DRAWINGS



1 - OUTSIDE AIR / FRESH AIR FROM OUTSIDE	2 - SUPPLY AIR / FRESH AIR TO SPACE	3 - RETURN AIR / EXHAUST AIR FROM SPACE	4 - EXHAUST AIR / EXHAUST AIR TO OUTSIDE
--	-------------------------------------	---	--



In the interest of product improvement, Nu-Air reserves the right to change specifications without notice.